


Envision Roselle Community Survey

Are you a resident of Roselle?



REGISTERED VS NON-REGISTERED

	Y	N
Registered Voters (220)	100.0% (220)	-
Non-Registered Voters (86)	91.9% (79)	8.1% (7)

ALL RESPONDENTS

	Y	N
All respondents (306)	97.7% (299)	2.3% (7)
Registered Voters in Envision Roselle Task Force (220)	100.0% (220)	-
Live in Envision Roselle Task Force (293) - Self-reported	99.7% (292)	0.3% (1)
Subscribers to Envision Roselle Task Force (306)	97.7% (299)	2.3% (7)
Register respondents from anywhere (224)	98.2% (220)	1.8% (4)

What do you like best about living in Roselle? Please select 3.



REGISTERED VS NON-REGISTERED

	A	B	C	D	E	F	G	H
Registered Voters (220)	24.1% (53)	65.5% (144)	22.3% (49)	83.6% (184)	42.3% (93)	31.8% (70)	4.5% (10)	10.5% (23)
Non-Registered Voters (86)	30.2% (26)	60.5% (52)	24.4% (21)	82.6% (71)	34.9% (30)	34.9% (30)	7.0% (6)	8.1% (7)

ALL RESPONDENTS

	A	B	C	D	E	F	G	H
All respondents (306)	26.0% (79)	64.0% (196)	23.0% (70)	83.0% (255)	40.0% (123)	33.0% (100)	5.0% (16)	10.0% (30)
Registered Voters in Envision Roselle Task Force (220)	24.1% (53)	65.5% (144)	22.3% (49)	83.6% (184)	42.3% (93)	31.8% (70)	4.5% (10)	10.5% (23)
Live in Envision Roselle Task Force (293) - Self-reported	25.3% (74)	63.8% (187)	22.9% (67)	83.6% (245)	41.3% (121)	32.4% (95)	5.1% (15)	9.9% (29)
Subscribers to Envision Roselle Task Force (306)	25.8% (79)	64.1% (196)	22.9% (70)	83.3% (255)	40.2% (123)	32.7% (100)	5.2% (16)	9.8% (30)
Register respondents from anywhere (224)	25.0% (56)	65.0% (146)	23.0% (51)	83.0% (187)	42.0% (94)	31.0% (70)	5.0% (11)	10.0% (23)

Please specify "other" response from above question:

**Anonymous user's Opinion**

Proximity to work

**Anonymous user's Opinion**

Restaurants!

**Anonymous user's Opinion**

I like the improvements to Main Street.

**Anonymous user's Opinion**

Made a lot of close friends since moving here and cannot imagine leaving.

**Anonymous user's Opinion**

Lived in Roselle for 40 years. My children received an excellent education and after marriage they stayed in the area. That says a lot about the community

**Anonymous user's Opinion**

Sense of community - good neighbors, opportunities to volunteer ...

**Anonymous user's Opinion**Access to train and bike lanes. <https://reasonstobecheerful.world/a-republican-suburb-designed-for-cyclists/>**Anonymous user's Opinion**

Strong church communities

**Anonymous user's Opinion**

Close to train station

**Anonymous user's Opinion**

Nice middle class neighborhoods.

**Anonymous user's Opinion**

Bloomingdale School District is excellent

**Anonymous user's Opinion**

Interaction with many friends in town that I've made over my 33 years here.

**Anonymous user's Opinion**

Restaurants - both in town and nearby

**Anonymous user's Opinion**

Commutable to city

**Anonymous user's Opinion**

Sense of tight community

**Anonymous user's Opinion**

Good neighbors

**Anonymous user's Opinion**

The residence.

**Anonymous user's Opinion**

Sense of community from within the village

**Anonymous user's Opinion**

Trees

**Anonymous user's Opinion**

Close to train & expressway. Seems up and coming for places to eat & drink

**Anonymous user's Opinion**

Restaurants that we have been getting.

**Anonymous user's Opinion**

The Roselle Cruise Night on Fridays in the summer

**Anonymous user's Opinion**

Have a lot of close friends that grew up here.

**Anonymous user's Opinion**

Downtown Roselle Restaurants, Lynfred winery

**Anonymous user's Opinion**

St Walter's Parish

**Anonymous user's Opinion**

Roselle is centrally located to many wonderful communities, with easy flow of traffic. I typically leave Roselle to do grocery shopping, visit a nice library, visit nice parks, access movie theaters for fun restaurants.

**Anonymous user's Opinion**

church family

**Anonymous user's Opinion**

Love the parks and recreation

**Anonymous user's Opinion**

Easily walkable community

**Anonymous user's Opinion**

Friendly Town, located close to major shopping malls. Located by major highways.

**Anonymous user's Opinion**

Small town feel.

**Anonymous user's Opinion**

Close proximity to really great restaurants, bars, and the winery

**Anonymous user's Opinion**

Churches and community spirit

**Anonymous user's Opinion**

Potential to be up and coming

**Anonymous user's Opinion**

affordable with good proximity to revitalized downtown area (enjoy the restaurants, winery, brewery, All Things Woof)

**Anonymous user's Opinion**

Raised our kids here

**Anonymous user's Opinion**

Close to metra

**Anonymous user's Opinion**

Perfect size

**Anonymous user's Opinion**

Close to work

**Anonymous user's Opinion**

I am not part of an HOA. EXTREMELY important to me. Also, a small community.



Anonymous user's Opinion

Metra and close to expressway

How necessary are the following factors to your quality of life in Roselle?

CURRENT RESULTS					306 Total Responses
	Very necessary	Somewhat necessary	Neutral	Somewhat unnecessary	Unnecessary
Public safety	96% (295)	3% (10)	0% (-)	0% (-)	0% (-)
Schools	65% (200)	18% (55)	10% (32)	2% (7)	4% (12)
Neighborhood appearance	66% (201)	30% (92)	3% (8)	2% (5)	0% (-)
Housing (type/quality)	53% (161)	39% (119)	8% (23)	1% (3)	0% (-)
Parks and recreational areas	50% (153)	42% (127)	7% (22)	1% (3)	0% (-)
Employment opportunities	15% (47)	29% (88)	42% (129)	8% (23)	6% (19)
Expressway/major road accessibility	29% (88)	47% (143)	20% (60)	4% (12)	1% (3)
Public transit	17% (53)	28% (86)	33% (101)	11% (34)	10% (32)
Local stores and shopping	35% (107)	46% (142)	15% (46)	2% (6)	2% (5)

REGISTERED (220)

	Very necessary	Somewhat necessary	Neutral	Somewhat unnecessary	Unnecessary
Public safety	96.0% (211)	4.0% (8)	-	-	-
Schools	68.0% (150)	18.0% (39)	10.0% (21)	1.0% (3)	3.0% (7)
Neighborhood appearance	68.0% (149)	30.0% (65)	2.0% (5)	-	-
Housing (type/quality)	53.0% (116)	41.0% (91)	5.0% (11)	1.0% (2)	-
Parks and recreational areas	47.0% (103)	45.0% (99)	8.0% (17)	-	-
Employment opportunities	15.0% (34)	29.0% (63)	43.0% (95)	7.0% (15)	6.0% (13)
Expressway/major road accessibility	29.0% (63)	48.0% (105)	20.0% (43)	3.0% (7)	1.0% (2)
Public transit	16.0% (36)	30.0% (67)	34.0% (74)	9.0% (20)	10.0% (23)
Local stores and shopping	36.0% (79)	44.0% (97)	16.0% (36)	2.0% (4)	2.0% (4)

NON-REGISTERED (86)

	Very necessary	Somewhat necessary	Neutral	Somewhat unnecessary	Unnecessary
Public safety	97.7% (84)	2.3% (2)	-	-	-
Schools	58.1% (50)	18.6% (16)	12.8% (11)	4.7% (4)	5.8% (5)
Neighborhood appearance	60.5% (52)	31.4% (27)	3.5% (3)	4.7% (4)	-
Housing (type/quality)	52.3% (45)	32.6% (28)	14.0% (12)	1.2% (1)	-
Parks and recreational areas	58.1% (50)	32.6% (28)	5.8% (5)	3.5% (3)	-
Employment opportunities	15.1% (13)	29.1% (25)	39.5% (34)	9.3% (8)	7.0% (6)
Expressway/major road accessibility	29.1% (25)	44.2% (38)	19.8% (17)	5.8% (5)	1.2% (1)
Public transit	19.8% (17)	22.1% (19)	31.4% (27)	16.3% (14)	10.5% (9)
Local stores and shopping	32.6% (28)	52.3% (45)	11.6% (10)	2.3% (2)	1.2% (1)

ALL RESPONDENTS (306)

	Very necessary	Somewhat necessary	Neutral	Somewhat unnecessary	Unnecessary
Public safety	96% (295)	3% (10)	0% (-)	0% (-)	0% (-)
Schools	65% (200)	18% (55)	10% (32)	2% (7)	4% (12)
Neighborhood appearance	66% (201)	30% (92)	3% (8)	2% (5)	0% (-)
Housing (type/quality)	53% (161)	39% (119)	8% (23)	1% (3)	0% (-)
Parks and recreational areas	50% (153)	42% (127)	7% (22)	1% (3)	0% (-)
Employment opportunities	15% (47)	29% (88)	42% (129)	8% (23)	6% (19)
Expressway/major road accessibility	29% (88)	47% (143)	20% (60)	4% (12)	1% (3)
Public transit	17% (53)	28% (86)	33% (101)	11% (34)	10% (32)
Local stores and shopping	35% (107)	46% (142)	15% (46)	2% (6)	2% (5)

REGISTERED VOTERS IN ENVISION ROSELLE TASK FORCE (220)

	Very necessary	Somewhat necessary	Neutral	Somewhat unnecessary	Unnecessary
Public safety	96% (211)	4% (8)	0% (-)	0% (-)	0% (-)

Schools	68% (150)	18% (39)	10% (21)	1% (3)	3% (7)
Neighborhood appearance	68% (149)	30% (65)	2% (5)	0% (-)	0% (-)
Housing (type/quality)	53% (116)	41% (91)	5% (11)	1% (2)	0% (-)
Parks and recreational areas	47% (103)	45% (99)	8% (17)	0% (-)	0% (-)
Employment opportunities	15% (34)	29% (63)	43% (95)	7% (15)	6% (13)
Expressway/major road accessibility	29% (63)	48% (105)	20% (43)	3% (7)	1% (2)
Public transit	16% (36)	30% (67)	34% (74)	9% (20)	10% (23)
Local stores and shopping	36% (79)	44% (97)	16% (36)	2% (4)	2% (4)

LIVE IN ENVISION ROSELLE TASK FORCE (293) - SELF-REPORTED

	Very necessary	Somewhat necessary	Neutral	Somewhat unnecessary	Unnecessary
Public safety	96% (282)	3% (10)	0% (-)	0% (-)	0% (-)
Schools	66% (194)	17% (50)	10% (30)	2% (7)	4% (12)
Neighborhood appearance	65% (191)	31% (91)	2% (7)	1% (4)	0% (-)
Housing (type/quality)	53% (154)	39% (115)	7% (21)	1% (3)	0% (-)
Parks and recreational areas	48% (142)	43% (126)	8% (22)	1% (2)	0% (-)
Employment opportunities	15% (44)	29% (86)	42% (122)	8% (22)	6% (19)
Expressway/major road accessibility	29% (86)	47% (137)	19% (56)	4% (11)	1% (3)
Public transit	17% (51)	29% (84)	32% (94)	11% (33)	11% (31)
Local stores and shopping	35% (103)	46% (134)	15% (45)	2% (6)	2% (5)

SUBSCRIBERS TO ENVISION ROSELLE TASK FORCE (306)

	Very necessary	Somewhat necessary	Neutral	Somewhat unnecessary	Unnecessary
Public safety	96% (295)	3% (10)	0% (-)	0% (-)	0% (-)
Schools	65% (200)	18% (55)	10% (32)	2% (7)	4% (12)
Neighborhood appearance	66% (201)	30% (92)	3% (8)	2% (5)	0% (-)
Housing (type/quality)	53% (161)	39% (119)	8% (23)	1% (3)	0% (-)
Parks and recreational areas	50% (153)	42% (127)	7% (22)	1% (3)	0% (-)
Employment opportunities	15% (47)	29% (88)	42% (129)	8% (23)	6% (19)
Expressway/major road accessibility	29% (88)	47% (143)	20% (60)	4% (12)	1% (3)
Public transit	17% (53)	28% (86)	33% (101)	11% (34)	10% (32)
Local stores and shopping	35% (107)	46% (142)	15% (46)	2% (6)	2% (5)

REGISTER RESPONDENTS FROM ANYWHERE (224)

	Very necessary	Somewhat necessary	Neutral	Somewhat unnecessary	Unnecessary
Public safety	96% (215)	4% (8)	0% (-)	0% (-)	0% (-)
Schools	68% (152)	18% (41)	9% (21)	1% (3)	3% (7)
Neighborhood appearance	68% (152)	29% (65)	2% (5)	1% (2)	0% (-)
Housing (type/quality)	52% (117)	42% (94)	5% (11)	1% (2)	0% (-)
Parks and recreational areas	47% (106)	45% (100)	8% (17)	0% (-)	0% (-)
Employment opportunities	16% (35)	29% (64)	43% (97)	7% (15)	6% (13)
Expressway/major road accessibility	28% (63)	49% (109)	19% (43)	3% (7)	1% (2)
Public transit	17% (37)	31% (69)	33% (75)	9% (20)	10% (23)
Local stores and shopping	36% (80)	45% (100)	16% (36)	2% (4)	2% (4)

Please rate the following series of attributes in relation to Roselle.

CURRENT RESULTS						306 Total Responses
	Very satisfied	Somewhat satisfied	Neutral	Somewhat dissatisfied	Dissatisfied	Don't Know
Parks and recreational areas	38% (117)	45% (138)	9% (27)	6% (19)	2% (5)	0% (-)
Community safety	65% (199)	30% (93)	3% (9)	1% (4)	0% (-)	0% (-)
Quality of life	58% (176)	37% (114)	3% (10)	2% (5)	0% (-)	0% (-)
Public school system	34% (105)	34% (103)	19% (57)	4% (13)	2% (7)	7% (21)
Private school system	17% (51)	12% (38)	37% (113)	1% (2)	1% (4)	32% (98)
Home property values	14% (43)	58% (179)	13% (39)	10% (30)	3% (8)	2% (7)
Neighborhood appearance	36% (110)	47% (143)	7% (20)	8% (23)	3% (10)	0% (-)
Arts and cultural opportunities	6% (19)	23% (71)	37% (114)	18% (56)	7% (22)	8% (24)
Public library system	38% (117)	31% (94)	19% (59)	5% (16)	3% (8)	4% (12)

REGISTERED (220)

	Very satisfied	Somewhat satisfied	Neutral	Somewhat dissatisfied	Dissatisfied	Don't Know
Parks and recreational areas	36.0% (79)	46.0% (102)	10.0% (21)	6.0% (14)	2.0% (4)	-
Community safety	68.0% (150)	27.0% (59)	3.0% (7)	1.0% (3)	-	-
Quality of life	60.0% (131)	35.0% (77)	4.0% (8)	1.0% (3)	-	-
Public school system	35.0% (76)	36.0% (80)	18.0% (40)	4.0% (9)	2.0% (5)	5.0% (10)
Private school system	18.0% (39)	13.0% (29)	37.0% (81)	1.0% (2)	1.0% (2)	30.0% (67)
Home property values	14.0% (31)	61.0% (134)	12.0% (27)	10.0% (23)	2.0% (4)	-
Neighborhood appearance	34.0% (75)	49.0% (107)	6.0% (14)	7.0% (16)	4.0% (8)	-
Arts and cultural opportunities	6.0% (13)	24.0% (52)	38.0% (84)	18.0% (40)	7.0% (16)	7.0% (15)
Public library system	40.0% (87)	31.0% (69)	19.0% (41)	5.0% (11)	3.0% (6)	3.0% (6)

NON-REGISTERED (86)

	Very satisfied	Somewhat satisfied	Neutral	Somewhat dissatisfied	Dissatisfied	Don't Know
Parks and recreational areas	44.2% (38)	41.9% (36)	7.0% (6)	5.8% (5)	1.2% (1)	-
Community safety	57.0% (49)	39.5% (34)	2.3% (2)	1.2% (1)	-	-
Quality of life	52.3% (45)	43.0% (37)	2.3% (2)	2.3% (2)	-	-
Public school system	33.7% (29)	26.7% (23)	19.8% (17)	4.7% (4)	2.3% (2)	12.8% (11)
Private school system	14.0% (12)	10.5% (9)	37.2% (32)	-	2.3% (2)	36.0% (31)
Home property values	14.0% (12)	52.3% (45)	14.0% (12)	8.1% (7)	4.7% (4)	7.0% (6)
Neighborhood appearance	40.7% (35)	41.9% (36)	7.0% (6)	8.1% (7)	2.3% (2)	-
Arts and cultural opportunities	7.0% (6)	22.1% (19)	34.9% (30)	18.6% (16)	7.0% (6)	10.5% (9)
Public library system	34.9% (30)	29.1% (25)	20.9% (18)	5.8% (5)	2.3% (2)	7.0% (6)

ALL RESPONDENTS (306)

	Very satisfied	Somewhat satisfied	Neutral	Somewhat dissatisfied	Dissatisfied	Don't Know
Parks and recreational areas	38% (117)	45% (138)	9% (27)	6% (19)	2% (5)	0% (-)
Community safety	65% (199)	30% (93)	3% (9)	1% (4)	0% (-)	0% (-)
Quality of life	58% (176)	37% (114)	3% (10)	2% (5)	0% (-)	0% (-)
Public school system	34% (105)	34% (103)	19% (57)	4% (13)	2% (7)	7% (21)
Private school system	17% (51)	12% (38)	37% (113)	1% (2)	1% (4)	32% (98)
Home property values	14% (43)	58% (179)	13% (39)	10% (30)	3% (8)	2% (7)
Neighborhood appearance	36% (110)	47% (143)	7% (20)	8% (23)	3% (10)	0% (-)
Arts and cultural opportunities	6% (19)	23% (71)	37% (114)	18% (56)	7% (22)	8% (24)
Public library system	38% (117)	31% (94)	19% (59)	5% (16)	3% (8)	4% (12)

REGISTERED VOTERS IN ENVISION ROSELLE TASK FORCE (220)

	Very satisfied	Somewhat satisfied	Neutral	Somewhat dissatisfied	Dissatisfied	Don't Know
Parks and recreational areas	36% (79)	46% (102)	10% (21)	6% (14)	2% (4)	0% (-)

Community safety	68% (150)	27% (59)	3% (7)	1% (3)	0% (-)	0% (-)
Quality of life	60% (131)	35% (77)	4% (8)	1% (3)	0% (-)	0% (-)
Public school system	35% (76)	36% (80)	18% (40)	4% (9)	2% (5)	5% (10)
Private school system	18% (39)	13% (29)	37% (81)	1% (2)	1% (2)	30% (67)
Home property values	14% (31)	61% (134)	12% (27)	10% (23)	2% (4)	0% (-)
Neighborhood appearance	34% (75)	49% (107)	6% (14)	7% (16)	4% (8)	0% (-)
Arts and cultural opportunities	6% (13)	24% (52)	38% (84)	18% (40)	7% (16)	7% (15)
Public library system	40% (87)	31% (69)	19% (41)	5% (11)	3% (6)	3% (6)

LIVE IN ENVISION ROSELLE TASK FORCE (293) - SELF-REPORTED

	Very satisfied	Somewhat satisfied	Neutral	Somewhat dissatisfied	Dissatisfied	Don't Know
Parks and recreational areas	39% (113)	45% (132)	9% (25)	6% (18)	2% (5)	0% (-)
Community safety	66% (193)	30% (87)	3% (9)	1% (3)	0% (-)	0% (-)
Quality of life	58% (171)	37% (107)	3% (10)	1% (4)	0% (-)	0% (-)
Public school system	35% (103)	33% (97)	18% (52)	4% (13)	2% (7)	7% (21)
Private school system	16% (48)	12% (36)	36% (106)	1% (2)	1% (4)	33% (97)
Home property values	14% (41)	59% (172)	13% (38)	10% (28)	3% (8)	2% (6)
Neighborhood appearance	36% (105)	47% (139)	6% (17)	8% (22)	3% (10)	0% (-)
Arts and cultural opportunities	6% (18)	23% (66)	38% (111)	18% (53)	8% (22)	8% (23)
Public library system	39% (115)	30% (89)	19% (57)	5% (15)	2% (6)	4% (11)

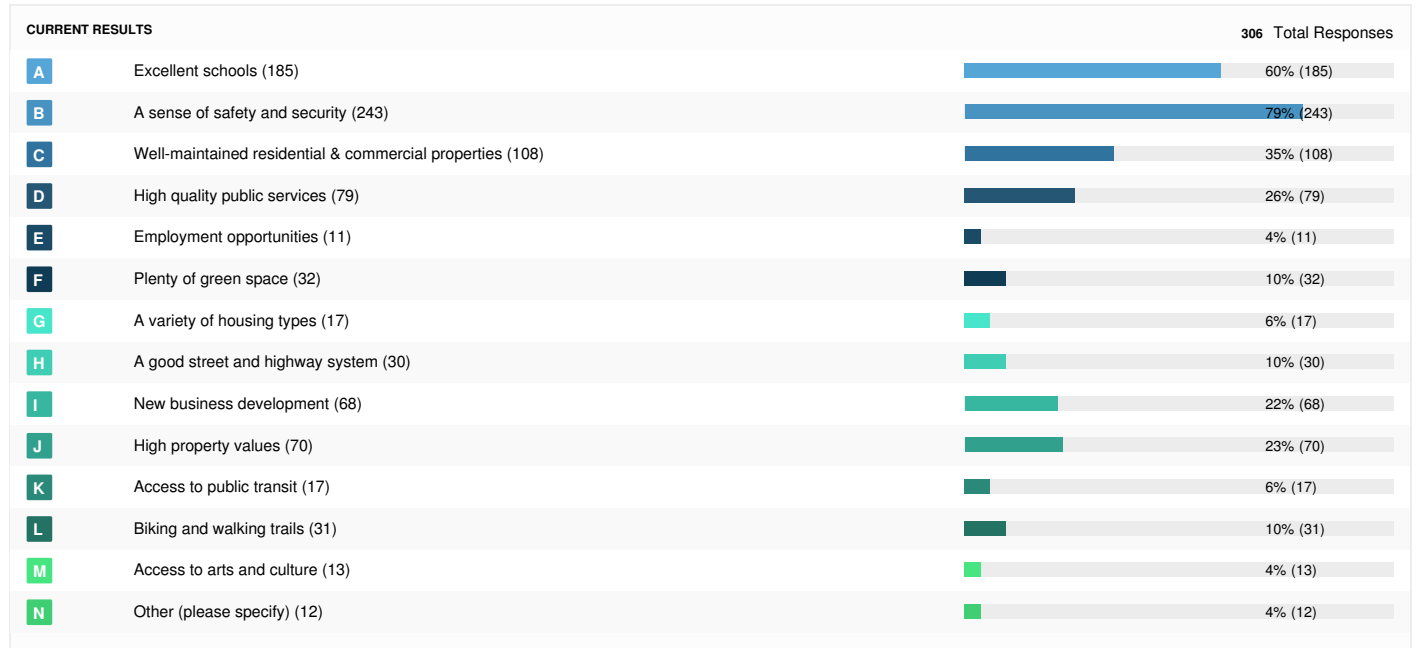
SUBSCRIBERS TO ENVISION ROSELLE TASK FORCE (306)

	Very satisfied	Somewhat satisfied	Neutral	Somewhat dissatisfied	Dissatisfied	Don't Know
Parks and recreational areas	38% (117)	45% (138)	9% (27)	6% (19)	2% (5)	0% (-)
Community safety	65% (199)	30% (93)	3% (9)	1% (4)	0% (-)	0% (-)
Quality of life	58% (176)	37% (114)	3% (10)	2% (5)	0% (-)	0% (-)
Public school system	34% (105)	34% (103)	19% (57)	4% (13)	2% (7)	7% (21)
Private school system	17% (51)	12% (38)	37% (113)	1% (2)	1% (4)	32% (98)
Home property values	14% (43)	58% (179)	13% (39)	10% (30)	3% (8)	2% (7)
Neighborhood appearance	36% (110)	47% (143)	7% (20)	8% (23)	3% (10)	0% (-)
Arts and cultural opportunities	6% (19)	23% (71)	37% (114)	18% (56)	7% (22)	8% (24)
Public library system	38% (117)	31% (94)	19% (59)	5% (16)	3% (8)	4% (12)

REGISTER RESPONDENTS FROM ANYWHERE (224)

	Very satisfied	Somewhat satisfied	Neutral	Somewhat dissatisfied	Dissatisfied	Don't Know
Parks and recreational areas	36% (80)	47% (105)	9% (21)	6% (14)	2% (4)	0% (-)
Community safety	67% (151)	28% (62)	3% (7)	1% (3)	0% (-)	0% (-)
Quality of life	59% (132)	36% (80)	4% (8)	1% (3)	0% (-)	0% (-)
Public school system	34% (76)	37% (82)	19% (42)	4% (9)	2% (5)	4% (10)
Private school system	18% (41)	13% (30)	37% (82)	1% (2)	1% (2)	30% (67)
Home property values	14% (32)	61% (137)	12% (27)	10% (23)	2% (4)	0% (-)
Neighborhood appearance	34% (76)	49% (109)	7% (15)	7% (16)	4% (8)	0% (-)
Arts and cultural opportunities	6% (14)	24% (53)	38% (85)	18% (41)	7% (16)	7% (15)
Public library system	39% (88)	32% (71)	19% (42)	5% (11)	3% (6)	3% (6)

Thinking about the future of Roselle, what are the three most important characteristics of strong healthy communities?





















REGISTERED VS NON-REGISTERED

	A	B	C	D	E	F	G	H	I	J	K	L	M	N
Registered Voters (220)	61.4% (135)	79.5% (175)	35.9% (79)	25.9% (57)	4.1% (9)	8.6% (19)	5.9% (13)	10.5% (23)	23.6% (52)	21.8% (48)	5.5% (12)	8.2% (18)	4.1% (9)	4.5% (10)
Non-Registered Voters (86)	58.1% (50)	79.1% (68)	33.7% (29)	25.6% (22)	2.3% (2)	15.1% (13)	4.7% (4)	8.1% (7)	18.6% (16)	25.6% (22)	5.8% (5)	15.1% (13)	4.7% (4)	2.3% (2)

ALL RESPONDENTS

	A	B	C	D	E	F	G	H	I	J	K	L	M	N
All respondents (306)	60.0% (185)	79.0% (243)	35.0% (108)	26.0% (79)	4.0% (11)	10.0% (32)	6.0% (17)	10.0% (30)	22.0% (68)	23.0% (70)	6.0% (17)	10.0% (31)	4.0% (13)	4.0% (12)
Registered Voters in Envision Roselle Task Force (220)	61.4% (135)	79.5% (175)	35.9% (79)	25.9% (57)	4.1% (9)	8.6% (19)	5.9% (13)	10.5% (23)	23.6% (52)	21.8% (48)	5.5% (12)	8.2% (18)	4.1% (9)	4.5% (10)
Live in Envision Roselle Task Force (293) - Self-reported	60.8% (178)	80.2% (235)	35.8% (105)	25.9% (76)	3.4% (10)	10.2% (30)	5.1% (15)	9.2% (27)	22.5% (66)	22.9% (67)	5.5% (16)	9.6% (28)	4.4% (13)	3.8% (11)
Subscribers to Envision Roselle Task Force (306)	60.5% (185)	79.4% (243)	35.3% (108)	25.8% (79)	3.6% (11)	10.5% (32)	5.6% (17)	9.8% (30)	22.2% (68)	22.9% (70)	5.6% (17)	10.1% (31)	4.2% (13)	3.9% (12)
Register respondents from anywhere (224)	61.0% (136)	79.0% (178)	36.0% (80)	26.0% (59)	4.0% (9)	9.0% (20)	6.0% (14)	11.0% (24)	24.0% (53)	21.0% (48)	5.0% (12)	8.0% (19)	4.0% (9)	4.0% (10)

Please specify "other" response from above question

-  **Anonymous user's Opinion**
Na
-  **Anonymous user's Opinion**
More programs for seniors
-  **Anonymous user's Opinion**
Street lighting and safety
-  **Anonymous user's Opinion**
A good downtown that you actually want to visit. Bars and restaurants especially, stores secondarily.
-  **Anonymous user's Opinion**
We should have North/South bike trails that connect to the East/West trails within DuPage County. We should have Western Terminal Access at O'Hare Airport, this would reduce the airport commute from 30 minutes plus to 10-15 minutes. Roselle doesn't have a large well known farmers market. I think that they could, and that connected with the Park Districts if community gardens were created there could be a local farmers market with local produce grown within the limits of the area. Since the "Pik Kwik" Grocery closed there hasn't been a grocery near the downtown Roselle area, it would be good to have one again, (Assuming the new polish deli may take this role).
-  **Anonymous user's Opinion**
Increase in police force, presence and patrols. This is what makes Roselle a great place to live.
-  **Anonymous user's Opinion**
It is time for unincorporated Roselle to clean itself up. These home tend to be old, run down, and poorly managed. How about some curbs newly paved roads?
-  **Anonymous user's Opinion**
Oak trees. Local governments need to stop working against environmental goals by developing every square inch of land. The Forest Preserve District just promoted "OakTober," yet we do not have room to plant oak trees. Also, I wouldn't have bought a house in Roselle if I had known that my street would always be cluttered with the neighbors' cars parked in front of my house. It looks like we live in the city. People should be able to use their whole driveways since subdivisions were not designed properly to fit four vehicles in front of the sidewalk and emergency vehicles do not use sidewalks, they need to be able to get down an uncluttered street. Also, doing some sort of community solar project with ComEd would be good, since that is allegedly a thing that ComEd is working on.
-  **Anonymous user's Opinion**
Entertainment
-  **Anonymous user's Opinion**
We need a local grocer... even a smaller one like Trader Joe's or Whole Goods
-  **Anonymous user's Opinion**
Stop with the high density housing (ie the Irving Park Luxury Apartments) which will put a strain on traffic and schools and bring in more businesses to help with the tax base.
-  **Anonymous user's Opinion**
Tying Metra station in with Main Street. Look at any other communities that flourish off Metra. Arlington Heights, Elmhurst, Des Plaines. Help your Main street businesses. And downtown is such a mash up of old homes, car fix shops, restaurants, no real downtown community hanging out area. Look at Elk Grove Village library/cRC gym/concert events. You don't have that hot spot!
-  **Anonymous user's Opinion**
I'd love to see an updated fitness center with childcare.
-  **Anonymous user's Opinion**
I think the schools need to be better - especially district 20. Hate that we're in with Hanover Park for Spring Wood. Terrible. We need an "entertainment" area with lots of restaurants and shopping. I shop in Bloomingdale because of the better stores and restaurants. There are a lot of homes in Roselle, particularly in my neighborhood by Mensching and Garden that people need to take better care of. Curb appeal is sloppy and trashy looking. Many let weeds overgrow and don't take care of their property.
-  **Anonymous user's Opinion**
Strong police force. Events such as the parade, cocoa crawl etc bring our community together.
-  **Anonymous user's Opinion**
Roselle needs to update the old businesses in the strips along Nerge and on Irving and start to modernize similar to Bloomingdale and Schaumburg.
-  **Anonymous user's Opinion**
New business development
-  **Anonymous user's Opinion**

Well-maintained sidewalks and streets for safe and easy walking through our neighborhoods.



Anonymous user's Opinion

Maintenance of streets and sidewalks.



Anonymous user's Opinion

Lower real estate taxes



Anonymous user's Opinion

becoming more carbon neutral, increasing solar and wind power, using geothermal heating/cooling



Anonymous user's Opinion

Not charging 45.00 for a vehicle sticker !



Anonymous user's Opinion

New and interesting shopping and dining options. More robust "downtown" area to attract outside people. (Lower the rent so current businesses stay!) More multicultural options. Please expand the library. Bloomingdale has many more options at their library.



Anonymous user's Opinion

New business - needs to get out of 1950's

Please rate how important, if at all, each of the following are to the future of Roselle:

CURRENT RESULTS	306 Total Responses				
	Very essential	Somewhat important	Neutral	Not at all important	Don't know
A broad range of employment opportunities	12% (38)	45% (137)	35% (107)	7% (22)	1% (2)
A safe community	95% (291)	5% (14)	0% (-)	0% (-)	0% (-)
A commitment to environmental stewardship	37% (114)	43% (131)	17% (53)	2% (7)	0% (-)
High quality schools	77% (237)	15% (46)	6% (17)	1% (4)	1% (2)
A welcoming place for diverse populations	32% (98)	34% (105)	25% (77)	8% (24)	1% (2)
A beautified community	47% (145)	45% (137)	7% (22)	0% (-)	0% (-)
A variety of recreational opportunities	41% (126)	45% (137)	12% (36)	2% (7)	0% (-)
Open space preservation	38% (116)	41% (126)	16% (50)	5% (14)	0% (-)
A good place to grow old	55% (169)	31% (95)	10% (30)	3% (9)	1% (3)
Cost efficient public services	59% (181)	31% (95)	8% (25)	1% (4)	0% (-)
A diverse set of shopping options	26% (80)	49% (150)	19% (58)	6% (17)	0% (-)
A good local and regional transportation system	25% (76)	46% (142)	21% (64)	7% (22)	1% (2)
An accessible public transit system	23% (71)	44% (135)	24% (72)	8% (25)	1% (3)

REGISTERED (220)

	Very essential	Somewhat important	Neutral	Not at all important	Don't know
A broad range of employment opportunities	13.0% (28)	45.0% (99)	34.0% (75)	8.0% (17)	-
A safe community	95.0% (210)	5.0% (10)	-	-	-
A commitment to environmental stewardship	40.0% (87)	43.0% (95)	15.0% (34)	1.0% (3)	-
High quality schools	79.0% (173)	14.0% (31)	5.0% (11)	2.0% (4)	-
A welcoming place for diverse populations	32.0% (71)	36.0% (79)	25.0% (54)	6.0% (14)	1.0% (2)
A beautified community	49.0% (108)	45.0% (99)	5.0% (12)	-	-
A variety of recreational opportunities	40.0% (87)	47.0% (103)	11.0% (25)	2.0% (5)	-
Open space preservation	38.0% (84)	43.0% (94)	15.0% (33)	4.0% (9)	-
A good place to grow old	56.0% (123)	31.0% (68)	10.0% (21)	3.0% (6)	1.0% (2)
Cost efficient public services	58.0% (127)	33.0% (73)	8.0% (17)	1.0% (2)	-
A diverse set of shopping options	25.0% (54)	50.0% (111)	18.0% (39)	7.0% (15)	-
A good local and regional transportation system	25.0% (55)	48.0% (105)	21.0% (46)	5.0% (12)	1.0% (2)
An accessible public transit system	25.0% (55)	44.0% (96)	24.0% (53)	6.0% (14)	1.0% (2)

NON-REGISTERED (86)

	Very essential	Somewhat important	Neutral	Not at all important	Don't know
A broad range of employment opportunities	11.6% (10)	44.2% (38)	37.2% (32)	5.8% (5)	1.2% (1)
A safe community	94.2% (81)	4.7% (4)	1.2% (1)	-	-
A commitment to environmental stewardship	31.4% (27)	41.9% (36)	22.1% (19)	4.7% (4)	-
High quality schools	74.4% (64)	17.4% (15)	7.0% (6)	-	1.2% (1)
A welcoming place for diverse populations	31.4% (27)	30.2% (26)	26.7% (23)	11.6% (10)	-
A beautified community	43.0% (37)	44.2% (38)	11.6% (10)	1.2% (1)	-
A variety of recreational opportunities	45.3% (39)	39.5% (34)	12.8% (11)	2.3% (2)	-
Open space preservation	37.2% (32)	37.2% (32)	19.8% (17)	5.8% (5)	-
A good place to grow old	53.5% (46)	31.4% (27)	10.5% (9)	3.5% (3)	1.2% (1)
Cost efficient public services	62.8% (54)	25.6% (22)	9.3% (8)	2.3% (2)	-
A diverse set of shopping options	30.2% (26)	45.3% (39)	22.1% (19)	2.3% (2)	-
A good local and regional transportation system	24.4% (21)	43.0% (37)	20.9% (18)	11.6% (10)	-
An accessible public transit system	18.6% (16)	45.3% (39)	22.1% (19)	12.8% (11)	1.2% (1)

ALL RESPONDENTS (306)

	Very essential	Somewhat important	Neutral	Not at all important	Don't know
A broad range of employment opportunities	12% (38)	45% (137)	35% (107)	7% (22)	1% (2)
A safe community	95% (291)	5% (14)	0% (-)	0% (-)	0% (-)

A commitment to environmental stewardship	37% (114)	43% (131)	17% (53)	2% (7)	0% (-)
High quality schools	77% (237)	15% (46)	6% (17)	1% (4)	1% (2)
A welcoming place for diverse populations	32% (98)	34% (105)	25% (77)	8% (24)	1% (2)
A beautified community	47% (145)	45% (137)	7% (22)	0% (-)	0% (-)
A variety of recreational opportunities	41% (126)	45% (137)	12% (36)	2% (7)	0% (-)
Open space preservation	38% (116)	41% (126)	16% (50)	5% (14)	0% (-)
A good place to grow old	55% (169)	31% (95)	10% (30)	3% (9)	1% (3)
Cost efficient public services	59% (181)	31% (95)	8% (25)	1% (4)	0% (-)
A diverse set of shopping options	26% (80)	49% (150)	19% (58)	6% (17)	0% (-)
A good local and regional transportation system	25% (76)	46% (142)	21% (64)	7% (22)	1% (2)
An accessible public transit system	23% (71)	44% (135)	24% (72)	8% (25)	1% (3)

REGISTERED VOTERS IN ENVISION ROSELLE TASK FORCE (220)

	Very essential	Somewhat important	Neutral	Not at all important	Don't know
A broad range of employment opportunities	13% (28)	45% (99)	34% (75)	8% (17)	0% (-)
A safe community	95% (210)	5% (10)	0% (-)	0% (-)	0% (-)
A commitment to environmental stewardship	40% (87)	43% (95)	15% (34)	1% (3)	0% (-)
High quality schools	79% (173)	14% (31)	5% (11)	2% (4)	0% (-)
A welcoming place for diverse populations	32% (71)	36% (79)	25% (54)	6% (14)	1% (2)
A beautified community	49% (108)	45% (99)	5% (12)	0% (-)	0% (-)
A variety of recreational opportunities	40% (87)	47% (103)	11% (25)	2% (5)	0% (-)
Open space preservation	38% (84)	43% (94)	15% (33)	4% (9)	0% (-)
A good place to grow old	56% (123)	31% (68)	10% (21)	3% (6)	1% (2)
Cost efficient public services	58% (127)	33% (73)	8% (17)	1% (2)	0% (-)
A diverse set of shopping options	25% (54)	50% (111)	18% (39)	7% (15)	0% (-)
A good local and regional transportation system	25% (55)	48% (105)	21% (46)	5% (12)	1% (2)
An accessible public transit system	25% (55)	44% (96)	24% (53)	6% (14)	1% (2)

LIVE IN ENVISION ROSELLE TASK FORCE (293) - SELF-REPORTED

	Very essential	Somewhat important	Neutral	Not at all important	Don't know
A broad range of employment opportunities	12% (35)	45% (131)	35% (104)	7% (21)	1% (2)
A safe community	96% (280)	4% (13)	0% (-)	0% (-)	0% (-)
A commitment to environmental stewardship	38% (110)	43% (127)	16% (48)	2% (7)	0% (-)
High quality schools	77% (227)	15% (44)	5% (16)	1% (4)	1% (2)
A welcoming place for diverse populations	32% (95)	34% (99)	25% (73)	8% (24)	1% (2)
A beautified community	47% (139)	45% (132)	7% (20)	0% (-)	0% (-)
A variety of recreational opportunities	40% (118)	46% (134)	12% (34)	2% (7)	0% (-)
Open space preservation	37% (109)	42% (122)	17% (49)	4% (13)	0% (-)
A good place to grow old	56% (164)	31% (90)	10% (28)	3% (9)	1% (2)
Cost efficient public services	58% (171)	31% (92)	9% (25)	1% (4)	0% (-)
A diverse set of shopping options	26% (75)	50% (146)	18% (54)	6% (17)	0% (-)
A good local and regional transportation system	25% (73)	46% (136)	20% (60)	8% (22)	1% (2)
An accessible public transit system	24% (69)	44% (129)	23% (67)	9% (25)	1% (3)

SUBSCRIBERS TO ENVISION ROSELLE TASK FORCE (306)

	Very essential	Somewhat important	Neutral	Not at all important	Don't know
A broad range of employment opportunities	12% (38)	45% (137)	35% (107)	7% (22)	1% (2)
A safe community	95% (291)	5% (14)	0% (-)	0% (-)	0% (-)
A commitment to environmental stewardship	37% (114)	43% (131)	17% (53)	2% (7)	0% (-)
High quality schools	77% (237)	15% (46)	6% (17)	1% (4)	1% (2)
A welcoming place for diverse populations	32% (98)	34% (105)	25% (77)	8% (24)	1% (2)
A beautified community	47% (145)	45% (137)	7% (22)	0% (-)	0% (-)
A variety of recreational opportunities	41% (126)	45% (137)	12% (36)	2% (7)	0% (-)
Open space preservation	38% (116)	41% (126)	16% (50)	5% (14)	0% (-)
A good place to grow old	55% (169)	31% (95)	10% (30)	3% (9)	1% (3)
Cost efficient public services	59% (181)	31% (95)	8% (25)	1% (4)	0% (-)
A diverse set of shopping options	26% (80)	49% (150)	19% (58)	6% (17)	0% (-)

A good local and regional transportation system	25% (76)	46% (142)	21% (64)	7% (22)	1% (2)
An accessible public transit system	23% (71)	44% (135)	24% (72)	8% (25)	1% (3)

REGISTER RESPONDENTS FROM ANYWHERE (224)

	Very essential	Somewhat important	Neutral	Not at all important	Don't know
A broad range of employment opportunities	13% (29)	45% (101)	34% (76)	8% (17)	0% (-)
A safe community	96% (214)	4% (10)	0% (-)	0% (-)	0% (-)
A commitment to environmental stewardship	40% (90)	43% (96)	15% (34)	1% (3)	0% (-)
High quality schools	79% (177)	14% (31)	5% (11)	2% (4)	0% (-)
A welcoming place for diverse populations	33% (73)	36% (81)	24% (54)	6% (14)	1% (2)
A beautified community	50% (111)	45% (100)	5% (12)	0% (-)	0% (-)
A variety of recreational opportunities	41% (91)	46% (103)	11% (25)	2% (5)	0% (-)
Open space preservation	39% (87)	42% (95)	15% (33)	4% (9)	0% (-)
A good place to grow old	55% (124)	31% (70)	10% (22)	3% (6)	1% (2)
Cost efficient public services	58% (130)	33% (74)	8% (17)	1% (2)	0% (-)
A diverse set of shopping options	25% (55)	50% (113)	18% (40)	7% (15)	0% (-)
A good local and regional transportation system	25% (57)	47% (106)	21% (47)	5% (12)	1% (2)
An accessible public transit system	25% (56)	44% (98)	24% (54)	6% (14)	1% (2)

Please indicate the extent to which you agree or disagree with the following statements:

CURRENT RESULTS	306 Total Responses			
	Strongly agree	Somewhat agree	Somewhat disagree	Strongly disagree
Maintaining public infrastructure before investing in new/expanded facilities and systems is important.	54% (165)	43% (133)	3% (8)	0% (-)
A high-quality public school system is an important factor in the success of a community.	78% (238)	18% (56)	3% (9)	1% (3)
A community's image is important to its success	54% (164)	43% (131)	3% (10)	0% (-)
Public service providers should only provide the minimum number of services necessary to meet the community's needs.	9% (28)	21% (64)	43% (133)	26% (81)
The Village should invest in improvements that enhance quality of life for all residents.	63% (193)	32% (98)	5% (14)	0% (-)
The Village should invest in creating jobs and business growth.	25% (76)	60% (183)	13% (39)	3% (8)
Public service providers need to be a leaders in environmental stewardship.	34% (105)	51% (156)	13% (39)	2% (6)
Providing a safe environment is the highest priority of Village government.	77% (235)	20% (60)	2% (7)	1% (4)

REGISTERED (220)	Strongly agree	Somewhat agree	Somewhat disagree	Strongly disagree
Maintaining public infrastructure before investing in new/expanded facilities and systems is important.	54.0% (118)	44.0% (96)	3.0% (6)	-
A high-quality public school system is an important factor in the success of a community.	79.0% (173)	17.0% (38)	3.0% (6)	1.0% (3)
A community's image is important to its success	57.0% (125)	40.0% (89)	3.0% (6)	-
Public service providers should only provide the minimum number of services necessary to meet the community's needs.	8.0% (18)	23.0% (50)	43.0% (95)	26.0% (57)
The Village should invest in improvements that enhance quality of life for all residents.	65.0% (142)	31.0% (69)	4.0% (8)	-
The Village should invest in creating jobs and business growth.	26.0% (57)	61.0% (135)	11.0% (24)	2.0% (4)
Public service providers need to be a leaders in environmental stewardship.	34.0% (74)	55.0% (120)	10.0% (22)	2.0% (4)
Providing a safe environment is the highest priority of Village government.	77.0% (169)	20.0% (45)	2.0% (4)	1.0% (2)

NON-REGISTERED (86)	Strongly agree	Somewhat agree	Somewhat disagree	Strongly disagree
Maintaining public infrastructure before investing in new/expanded facilities and systems is important.	54.7% (47)	43.0% (37)	2.3% (2)	-
A high-quality public school system is an important factor in the success of a community.	75.6% (65)	20.9% (18)	3.5% (3)	-
A community's image is important to its success	45.3% (39)	48.8% (42)	4.7% (4)	1.2% (1)
Public service providers should only provide the minimum number of services necessary to meet the community's needs.	11.6% (10)	16.3% (14)	44.2% (38)	27.9% (24)
The Village should invest in improvements that enhance quality of life for all residents.	59.3% (51)	33.7% (29)	7.0% (6)	-
The Village should invest in creating jobs and business growth.	22.1% (19)	55.8% (48)	17.4% (15)	4.7% (4)
Public service providers need to be a leaders in environmental stewardship.	36.0% (31)	41.9% (36)	19.8% (17)	2.3% (2)
Providing a safe environment is the highest priority of Village government.	76.7% (66)	17.4% (15)	3.5% (3)	2.3% (2)

ALL RESPONDENTS (306)	Strongly agree	Somewhat agree	Somewhat disagree	Strongly disagree
Maintaining public infrastructure before investing in new/expanded facilities and systems is important.	54% (165)	43% (133)	3% (8)	0% (-)
A high-quality public school system is an important factor in the success of a community.	78% (238)	18% (56)	3% (9)	1% (3)
A community's image is important to its success	54% (164)	43% (131)	3% (10)	0% (-)
Public service providers should only provide the minimum number of services necessary to meet the community's needs.	9% (28)	21% (64)	43% (133)	26% (81)
The Village should invest in improvements that enhance quality of life for all residents.	63% (193)	32% (98)	5% (14)	0% (-)
The Village should invest in creating jobs and business growth.	25% (76)	60% (183)	13% (39)	3% (8)
Public service providers need to be a leaders in environmental stewardship.	34% (105)	51% (156)	13% (39)	2% (6)
Providing a safe environment is the highest priority of Village government.	77% (235)	20% (60)	2% (7)	1% (4)

REGISTERED VOTERS IN ENVISION ROSELLE TASK FORCE (220)	Strongly agree	Somewhat agree	Somewhat disagree	Strongly disagree
--	----------------	----------------	-------------------	-------------------

Maintaining public infrastructure before investing in new/expanded facilities and systems is important.	54% (118)	44% (96)	3% (6)	0% (-)
A high-quality public school system is an important factor in the success of a community.	79% (173)	17% (38)	3% (6)	1% (3)
A community's image is important to its success	57% (125)	40% (89)	3% (6)	0% (-)
Public service providers should only provide the minimum number of services necessary to meet the community's needs.	8% (18)	23% (50)	43% (95)	26% (57)
The Village should invest in improvements that enhance quality of life for all residents.	65% (142)	31% (69)	4% (8)	0% (-)
The Village should invest in creating jobs and business growth.	26% (57)	61% (135)	11% (24)	2% (4)
Public service providers need to be a leaders in environmental stewardship.	34% (74)	55% (120)	10% (22)	2% (4)
Providing a safe environment is the highest priority of Village government.	77% (169)	20% (45)	2% (4)	1% (2)

LIVE IN ENVISION ROSELLE TASK FORCE (293) - SELF-REPORTED

	Strongly agree	Somewhat agree	Somewhat disagree	Strongly disagree
Maintaining public infrastructure before investing in new/expanded facilities and systems is important.	54% (159)	43% (126)	3% (8)	0% (-)
A high-quality public school system is an important factor in the success of a community.	77% (226)	19% (55)	3% (9)	1% (3)
A community's image is important to its success	54% (157)	43% (126)	3% (9)	0% (-)
Public service providers should only provide the minimum number of services necessary to meet the community's needs.	9% (26)	21% (61)	43% (127)	27% (79)
The Village should invest in improvements that enhance quality of life for all residents.	63% (184)	33% (96)	4% (12)	0% (-)
The Village should invest in creating jobs and business growth.	25% (73)	60% (176)	12% (36)	3% (8)
Public service providers need to be a leaders in environmental stewardship.	34% (99)	52% (152)	12% (36)	2% (6)
Providing a safe environment is the highest priority of Village government.	77% (226)	19% (57)	2% (7)	1% (3)

SUBSCRIBERS TO ENVISION ROSELLE TASK FORCE (306)

	Strongly agree	Somewhat agree	Somewhat disagree	Strongly disagree
Maintaining public infrastructure before investing in new/expanded facilities and systems is important.	54% (165)	43% (133)	3% (8)	0% (-)
A high-quality public school system is an important factor in the success of a community.	78% (238)	18% (56)	3% (9)	1% (3)
A community's image is important to its success	54% (164)	43% (131)	3% (10)	0% (-)
Public service providers should only provide the minimum number of services necessary to meet the community's needs.	9% (28)	21% (64)	43% (133)	26% (81)
The Village should invest in improvements that enhance quality of life for all residents.	63% (193)	32% (98)	5% (14)	0% (-)
The Village should invest in creating jobs and business growth.	25% (76)	60% (183)	13% (39)	3% (8)
Public service providers need to be a leaders in environmental stewardship.	34% (105)	51% (156)	13% (39)	2% (6)
Providing a safe environment is the highest priority of Village government.	77% (235)	20% (60)	2% (7)	1% (4)

REGISTER RESPONDENTS FROM ANYWHERE (224)

	Strongly agree	Somewhat agree	Somewhat disagree	Strongly disagree
Maintaining public infrastructure before investing in new/expanded facilities and systems is important.	54% (120)	44% (98)	3% (6)	0% (-)
A high-quality public school system is an important factor in the success of a community.	79% (177)	17% (38)	3% (6)	1% (3)
A community's image is important to its success	57% (128)	40% (90)	3% (6)	0% (-)
Public service providers should only provide the minimum number of services necessary to meet the community's needs.	8% (18)	23% (51)	43% (97)	26% (58)
The Village should invest in improvements that enhance quality of life for all residents.	64% (144)	31% (70)	4% (9)	0% (-)
The Village should invest in creating jobs and business growth.	26% (59)	61% (136)	11% (25)	2% (4)
Public service providers need to be a leaders in environmental stewardship.	35% (78)	54% (120)	10% (22)	2% (4)
Providing a safe environment is the highest priority of Village government.	77% (173)	20% (45)	2% (4)	1% (2)

What is your gender?



REGISTERED VS NON-REGISTERED

	A	B	C	D
Registered Voters (220)	62.3% (137)	36.4% (80)	-	1.4% (3)
Non-Registered Voters (86)	54.7% (47)	44.2% (38)	-	1.2% (1)

ALL RESPONDENTS

	A	B	C	D
All respondents (306)	60.0% (184)	39.0% (118)	-	1.0% (4)
Registered Voters in Envision Roselle Task Force (220)	62.3% (137)	36.4% (80)	-	1.4% (3)
Live in Envision Roselle Task Force (293) - Self-reported	61.8% (181)	37.2% (109)	-	1.0% (3)
Subscribers to Envision Roselle Task Force (306)	60.1% (184)	38.6% (118)	-	1.3% (4)
Register respondents from anywhere (224)	62.0% (139)	37.0% (82)	-	1.0% (3)

What is your age?




REGISTERED VS NON-REGISTERED

	A	B	C	D	E	F	G	H
Registered Voters (220)	-	-	5.0% (11)	24.1% (53)	20.9% (46)	25.0% (55)	21.4% (47)	3.6% (8)
Non-Registered Voters (86)	-	2.3% (2)	12.8% (11)	20.9% (18)	23.3% (20)	20.9% (18)	18.6% (16)	1.2% (1)

ALL RESPONDENTS

	A	B	C	D	E	F	G	H
All respondents (306)	-	1.0% (2)	7.0% (22)	23.0% (71)	22.0% (66)	24.0% (73)	21.0% (63)	3.0% (9)
Registered Voters in Envision Roselle Task Force (220)	-	-	5.0% (11)	24.1% (53)	20.9% (46)	25.0% (55)	21.4% (47)	3.6% (8)
Live in Envision Roselle Task Force (293) - Self-reported	-	0.3% (1)	7.5% (22)	23.2% (68)	22.2% (65)	23.2% (68)	20.5% (60)	3.1% (9)
Subscribers to Envision Roselle Task Force (306)	-	0.7% (2)	7.2% (22)	23.2% (71)	21.6% (66)	23.9% (73)	20.6% (63)	2.9% (9)
Register respondents from anywhere (224)	-	-	5.0% (11)	24.0% (54)	21.0% (47)	25.0% (57)	21.0% (47)	4.0% (8)

Do you:**REGISTERED VS NON-REGISTERED**

	A	B	C
Registered Voters (220)	97.7% (215)	1.8% (4)	0.5% (1)
Non-Registered Voters (86)	87.2% (75)	9.3% (8)	3.5% (3)

ALL RESPONDENTS

	A	B	C
All respondents (306)	95.0% (290)	4.0% (12)	1.0% (4)
Registered Voters in Envision Roselle Task Force (220)	97.7% (215)	1.8% (4)	0.5% (1)
Live in Envision Roselle Task Force (293) - Self-reported	95.6% (280)	3.8% (11)	0.7% (2)
Subscribers to Envision Roselle Task Force (306)	94.8% (290)	3.9% (12)	1.3% (4)
Register respondents from anywhere (224)	98.0% (219)	2.0% (4)	-

Please specify here:



Anonymous user's Opinion

I live in my mother's house.



Anonymous user's Opinion

The new apartments being built on Irving Park Road by the train station are horrible. Sitting right next to train tracks, the street and on top of each other have caused flooding of Irving Park Road any time it rains. No thought to how unwelcoming they are as you enter Roselle. No thought of traffic IF or WHEN they are occupied. It is going to be a horrible mess.



Anonymous user's Opinion

Own



Anonymous user's Opinion

I live with my parents in my childhood home



Anonymous user's Opinion

Homeowner in Roselle for 36 years.



Anonymous user's Opinion

Need better school district. Less low income. More shopping and restaurants.



Anonymous user's Opinion

I will say lastly, Roselle seems to want to be on the map for visitors, and residents, recently. That is great. If not, oh well. Plenty of other towns for people to move to and live there to enjoy their taxes, local community, hometown options.



Anonymous user's Opinion

Home owner



Anonymous user's Opinion

rental home



Anonymous user's Opinion

Specify what?? There is no question.



Anonymous user's Opinion

not sure what to specify



Anonymous user's Opinion

We own a condo, one bedroom.



Anonymous user's Opinion

Live with my mother in law who owns her own home



Anonymous user's Opinion

I think one area where Roselle is lacking compared to other communities is its downtown city center. The community needs a more dense walkable downtown that includes new residential developments along with numerous shops, restaurants, and entertainment options. This would create a more vibrant and attractive community to live in, own a home in, invest in, and raise a family in.



Anonymous user's Opinion

Business owner



Anonymous user's Opinion

We shopped for a place to move to for over 3 months, ultimately selected Roselle for it's smaller, quiet community yet proximity or anything we needed as far as shopping, dining and entertainment. It appeared to be well cared for and a community that has pride in itself. We have been here almost 6 months now and do not regret our decision other than the train horns!



Anonymous user's Opinion

Why do we have to buy car village stickers and waster stickers?? All the revenue was suppose to go to education and I never see records on where the money goes for lawn stickers.

Which of the following best describes your race?




REGISTERED VS NON-REGISTERED

	A	B	C	D	E	F	G
Registered Voters (220)	93.6% (206)	0.5% (1)	1.4% (3)	-	1.8% (4)	1.4% (3)	1.4% (3)
Non-Registered Voters (86)	93.0% (80)	-	1.2% (1)	-	3.5% (3)	-	2.3% (2)

ALL RESPONDENTS

	A	B	C	D	E	F	G
All respondents (306)	93.0% (286)	-	1.0% (4)	-	2.0% (7)	1.0% (3)	2.0% (5)
Registered Voters in Envision Roselle Task Force (220)	93.6% (206)	0.5% (1)	1.4% (3)	-	1.8% (4)	1.4% (3)	1.4% (3)
Live in Envision Roselle Task Force (293) - Self-reported	93.2% (273)	0.3% (1)	1.4% (4)	-	2.4% (7)	1.0% (3)	1.7% (5)
Subscribers to Envision Roselle Task Force (306)	93.5% (286)	0.3% (1)	1.3% (4)	-	2.3% (7)	1.0% (3)	1.6% (5)
Register respondents from anywhere (224)	94.0% (210)	-	1.0% (3)	-	2.0% (4)	1.0% (3)	1.0% (3)

Do you have children under the age of 18 in your household?



REGISTERED VS NON-REGISTERED

	Y	N
Registered Voters (220)	33.2% (73)	66.8% (147)
Non-Registered Voters (86)	38.4% (33)	61.6% (53)

ALL RESPONDENTS

	Y	N
All respondents (306)	34.6% (106)	65.4% (200)
Registered Voters in Envision Roselle Task Force (220)	33.2% (73)	66.8% (147)
Live in Envision Roselle Task Force (293) - Self-reported	34.8% (102)	65.2% (191)
Subscribers to Envision Roselle Task Force (306)	34.6% (106)	65.4% (200)
Register respondents from anywhere (224)	33.5% (75)	66.5% (149)

